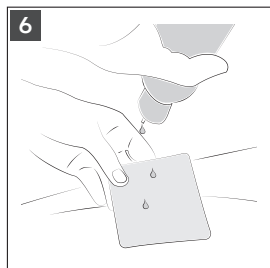
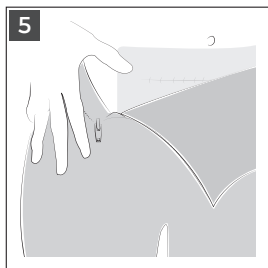
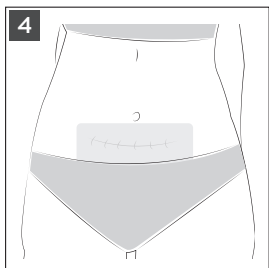
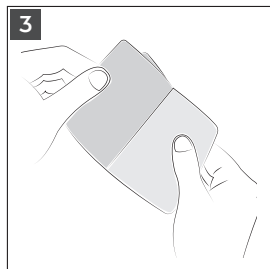
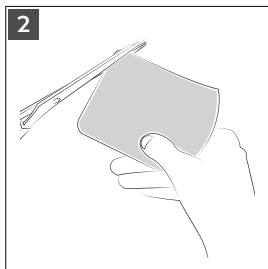
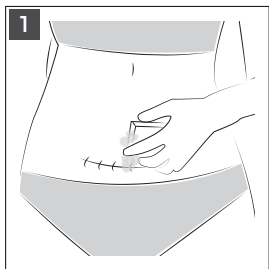
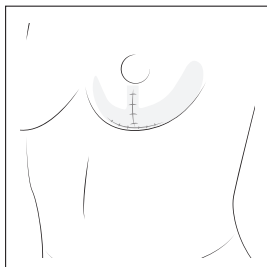
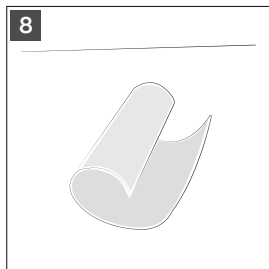
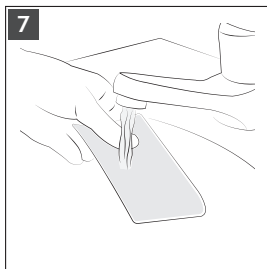


amoena

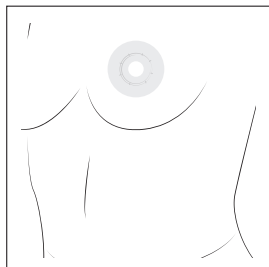
RECOVERY CARE / AMOCURA
CURASCAR SILICONES /

Instructions for use.





Anchor



Mammilla Circle

Thank you for choosing a quality product from Amoena Medizin-Orthopädie-Technik GmbH. For more than 45 years, Amoena has been synonymous with innovative and high-quality products that support the needs of women following breast surgery.

Intended purpose

In scar therapy, silicone and compression provide the ideal combination. In compression treatment, a therapeutically effective pressure is also exerted on the closed wound area. In this way, excessive connective tissue remodelling can be counteracted.

The combination of constant surface pressure from the compression garment, along with silicone, has a positive influence on scar healing. The silicone creates a moist environment on the scar, which prevents the scar from drying out. It keeps the scar soft and has a positive effect on scar tissue.

Indication

- Prevention and treatment of impaired scars
- Treatment of red and raised scars
- After surgical procedures (e.g. after reconstructive or aesthetic surgery)
- Treatment recommended in combination with compression garments

Contraindications

- Do not use on open wounds
- Do not use with skin irritation
- Do not use with known intolerance to the ingredient.
- Should skin intolerance occur during use, please do not use the silicone scar patch anymore.

Side effects

No side effects are known in the event of proper use. However, should negative changes, such as skin irritation occur during prescribed use, please contact your doctor or medical retailer immediately. If there is known intolerance to one or more ingredients of this product, please consult with your doctor before use (see material composition below). If your symptoms worsen during application, please consult your doctor immediately. You or your doctor should also notify Amoena Australia at the contact details at the end of this leaflet.

General care instructions

- Clean the silicone scar patch with a non-greasy soap (e.g. mild soap) and wash thoroughly by hand once every day (Fig. 6).
- Rinse the silicone scar patch under warm running water (Fig. 7).
- The silicone scar patch can be rolled up while still wet (Fig 8). The adhesive strength disappears completely.
- To dry, place the rolled-up silicone scar patch on a smooth surface, with the adhesive side facing up until the water has evaporated from the surface.
- The silicone scar patch is adhesive again, once it is completely dry.
- The protective film can now be applied again.
- Finally, apply and use the silicone scar patch while it is dry.
- When the silicone scar patch is not being worn, it should be stored in a clean, dust-free space after washing and drying, with a protective foil on the adhesive side.

In the event of non-compliance with the hygiene instructions, skin irritation may occur due to germ growth underneath the silicone scar patch; the manufacturer may not be made liable for this.

PRODUCT-SPECIFIC NOTES

Silicone scar plaster

Art. No.	Article	Dimensions
010	Stripes	260 x 35mm
011	Squares	260 x 100mm
012	Mammilla Circle	Ø outside 75mm, Ø inside 20mm
013	Anchor	230 x 145mm

All silicone scar patches bear the colour designation 'clear'.

Instructions for use

- First clean the scar and surrounding skin thoroughly. Keep the scar tissue dry and free of grease. (Fig. 1)
- If necessary, you may cut the silicone scar patch into the desired shape and size. Make sure to cut shapes that are as round as possible, without corners. (Fig. 2).
- Remove the protective film from the silicone scar patch (Fig. 3).
- Carefully apply the self-adhesive side of the silicone scar patch onto the scar (Fig. 4).
- For an optimum result, the scar must be covered completely with the silicone scar patch. Ideally, this overhangs the scar by at least 1 – 2 cm.
- Now you can carefully pull your compression garment over the silicone scar patch (Fig. 5).
- When removing, please ensure that the silicone scar patch is pulled off from different areas.
- Then use a moisturising skin cream.
- With proper application, the silicone scar patches can be used for up to 12 weeks.
- The wearing time should be increased per day starting at 2-3 hours per day. The sheet can be worn if well tolerated up to 23 hours per day.
- It should be cleaned on a daily basis.

Material composition

Stripes	Polydimethylsiloxane, polyurethane film, polyethylene protective film, polyethylene cover strips
Squares	Polydimethylsiloxane, polyurethane film, polyethylene protective film, polyethylene cover strips
Mammilla Circle	Polydimethylsiloxane, polyurethane film, polyethylene protective film, polyethylene cover strips
Anchor	Polydimethylsiloxane, polyurethane film, polyethylene protective film, polyethylene cover strips

Storage instructions and shelf life

The storage instructions and expiry date are on the outer pack.

Special instructions



Store in a dry place



Protect from sunlight



Single patient – multiple use

Disposal instructions

Please enquire about regional disposal regulations.

Reporting obligation

If you get any side effects or have any problems with this product, please contact Amoena at the contact details below.

Limited liability for defects

Product liability refers to the lack of defects / faultlessness of the purchased item at the time of sale to the enduser. The seller is liable for all defects existing at the time of sale, even if 'hidden' defects are showing only after a certain time. The liability for defects counts for 24 months after purchase.

Contact us on **1800 773 285** or **CustomerService.AmoenaAustralia@amoena.com** with any queries you may have

Service information

Do you have any questions?

If so, we would like to help – please call us or write to us at:
(03) 9230 5200 or CustomerService.AmoenaAustralia@amoena.com

www.amoena.com.au

amoena

Amoena is an ISO 9001 / 13485 / 14001 certified company.

ID 1286 - 04/21

Amoena is a registered trademark of Amoena Medizin-Orthopädie-Technik GmbH.

© 2020 All rights reserved Amoena Australia. 107 Fergie Street Fitzroy North, Vic 3068



Amoena Australia
107 Fergie Street Fitzroy North, Vic 3068
www.amoena.com.au

